

Technical data sheet

341-024D-03-S2 Spring return actuator

Description

Spring return actuator for adjusting dampers in HVAC installations

- Running time motor 40 s / 90°
- Running time spring 20 s / 90°
- Torque motor 3 Nm
- Torque spring 3 Nm
- Nominal voltage 24 VAC/DC
- Control 2-point
- Auxiliary switch 2x interdependent adjustable
- Damper size up to approx. 0,6 m²
- Shaft coupling clamp
 ⌀ 8-13 mm / Ø 8-16,5 mm



Technical data

Electrical data	Nominal voltage	24 VAC/DC, 50/60 Hz
	Nominal voltage range	19...29 VAC/DC
	Power consumption motor (motion)	5,0 W
	Power consumption standby (end position)	1,5 W
	Wire sizing	7,0 VA
	Control	2-point
	Feedback signal	-
	Auxiliary switch	2 x SPDT (Ag)
	Contact load	5 (2,5) A, 250 VAC
	Switching point	0°...30° / 65°...95°
	Connection motor	cable 1000 mm, 2 x 0,75 mm ² (halogen free)
	Connection feedback potentiometer	-
	Connection auxiliary switch	cable 1000 mm, 6 x 0,75 mm ² (halogen free)
	Connection GUAC	-
Functional data	Torque motor	3 Nm

Technical data

Functional data	Torque spring	3 Nm
	Damper size	up to approx. 0,6 m ²
	Synchronised speed	-
	Direction of rotation	selected by mounting
	Manual override	manual operation
	Angle of rotation	0°...max. 95° can be limited with adjustable mechanical end stops
	Running time motor	40 s / 90°
	Running time spring	20 s / 90°
	Sound power level motor	< 45 dB(A)
	Sound power level spring	< 65 dB(A)
	Shaft coupling	clamp \varnothing 8-13 mm / \varnothing 8-16,5 mm
	Position indication	mechanical with pointer
	Service life	> 60 000 cycles (0°...95°...0°)
	Safety	Protection class
Degree of protection		IP 54
EMC		CE (2014/30/EU)
LVD		CE (2014/35/EU)
RoHS		CE (2011/65/EU - 2015/863/EU - 2017/2102/EU)
Mode of operation		Typ 1 (EN 60730-1)
Rated impulse voltage		0,8 kV (EN 60730-1)
Control pollution degree		3 (EN 60730-1)
Ambient temperature normal operation		-30°C...+50°C
Storage temperature		-30°C...+80°C
Ambient humidity		5...95% r.H., non condensing (EN 60730-1)
Maintenance		maintenance free
Dimensions / Weight		Dimensions
	Weight	1400 g

Functionality / Properties

Operating mode

Connect power supply to wire 1+2, actuator drives to position 1 while the pre-tensioned spring is wound up the same time. If the power supply is interrupt, actuator drives back to position 0 by spring power. The actuator is still maintaining the minimum torque at the damper spindle.

The actuator is overload-proof, requires no limit switches and automatically stops when the end stop is reached.

Direct mounting

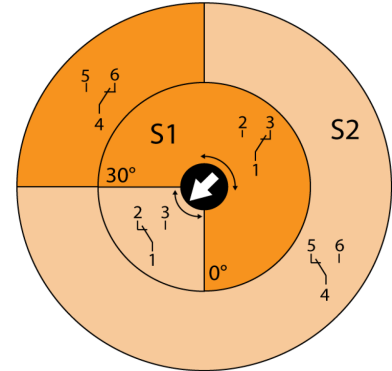
Simple direct mounting on the damper shaft with a clamp, protection against rotating with enclosed anti-rotation lock or rather at intended attachment points.

Manual override

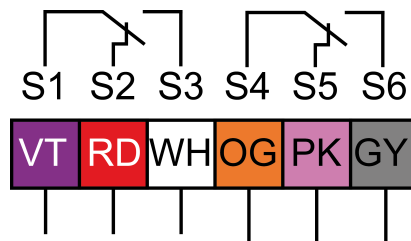
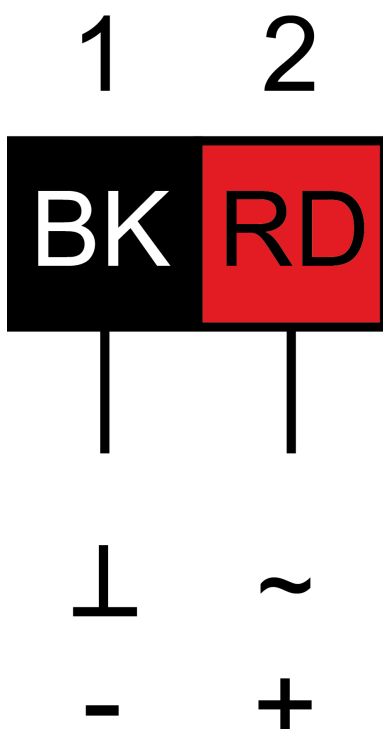
The actuator can be operated only manually while the power supply is off. The supplied lever is to open and lock the damper position. The lock stays until the power supply is put on.

Signaling

The two integrated auxiliary switches are interdependent adjustable (S1: 0°...30° ~ S2: 65°...95°). These are activated corresponding to the adjusted angle. The damper position can be checked by the mechanical pointer.



Connector / Security Note



Safety remarks

- Connect via safety isolation transformer!
- The device is not allowed to be used outside the specified field of application, especially in airplanes.
- It may only be installed by suitably trained personnel. Any legal regulations or regulations issued by authorities must be observed during assembly.
- The device may only be opened at the manufacturer's site.
- The device is not allowed to be disposed of as household refuse. All locally valid regulations and requirements must be observed.
- When calculating the required torque, the specifications supplied by the damper manufacturer's (cross-section, design, installation site), and the air flow conditions must be observed.

Technical Drawing

