
 <b>DS006en</b>	<b>Technical Information</b>	
<b>UEA0-Transformer Series</b>	<b>Transformer AC 230 V with three DC 24 V outputs</b>	

The Transformer (UEA0-Series) is designed to transform line voltage (AC 230 V) into SELV Voltage (DC 24 V)

All Transformer have a internal self-resetting primary and secondary fuse

The Transformer has a secondary power supply ON/OFF switch

The Transformer has a visual operation mode LED for the secondary power supply

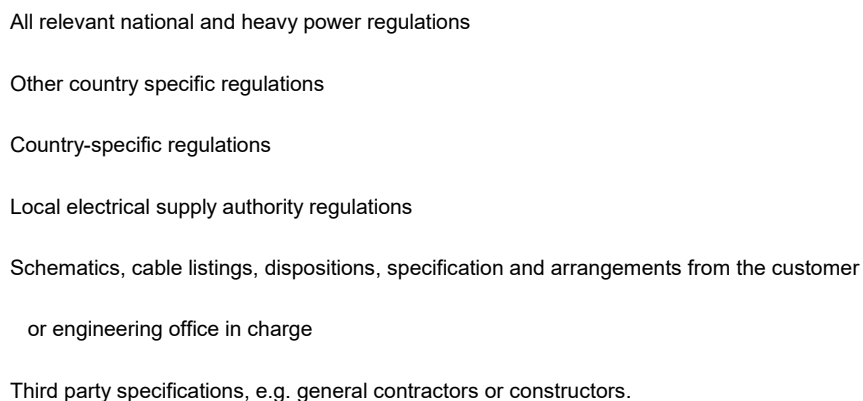
Available with 30 W / 1.25 A or 60 W / 2.5 A



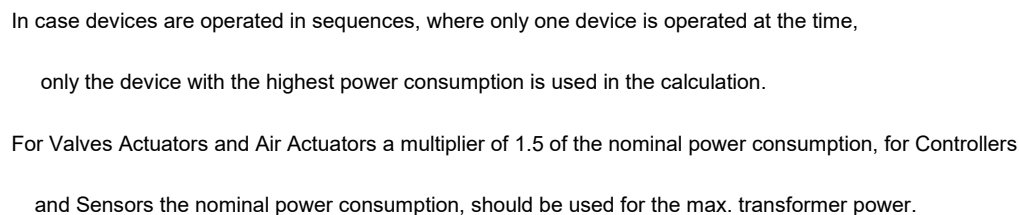
Use	The Tranformer is designed to tranform line voltage (AC 230 V) into SELV Voltage (DC 24 V)																																						
	Compatible with all common HVAC devices with a power supply of SELV DC 24 V																																						
	Designed for constant load / Protected against short circuit and overload																																						
	Suitable for DIN Rail mounting																																						
	Used in Commercial and Industrial Buildings																																						
Features	Three Power Outputs, total load on 1 output or distributed over all 3 outputs																																						
	The Transformer has a internal self resetting primary fuse																																						
	The Transformer has a secondary power supply ON/OFF switch																																						
	The Transformer has a visual operational mode LED for the secondary power supply																																						
	The Transformer has easy to connect push-down terminals																																						
	Professional and practical product design, withstands rough environmental conditions																																						
	Easy to use, install and maintain																																						
Product Range	<table><tr><td rowspan="2">Order Code</td><td>Power Supply</td><td>ON/OFF Switch</td><td>Fuse</td><td colspan="2">Outputs</td><td>Fuse</td><td>LED</td><td rowspan="2">Mounting</td><td rowspan="2">Protection</td></tr><tr><td colspan="3">Primary</td><td colspan="4">Secondary</td></tr><tr><td>UEA0G.A</td><td rowspan="2">AC 230 V (-15 % to +10 %)</td><td rowspan="2">ON/OFF Switch</td><td rowspan="2">Self-resetting (PTC)</td><td rowspan="2">DC 24 V (±10 %) 3 × outputs</td><td>30 W, on 1 output or distributed over all 3 outputs</td><td rowspan="2">Auto Shutdown</td><td rowspan="2">Green = Normal operation Off = No power on outputs</td><td rowspan="2">DIN Rail or Wall mounteing</td><td rowspan="2">IP20</td></tr><tr><td>UEA0G.B</td><td>60 W, on 1 output or distributed over all 3 outputs</td></tr></table>										Order Code	Power Supply	ON/OFF Switch	Fuse	Outputs		Fuse	LED	Mounting	Protection	Primary			Secondary				UEA0G.A	AC 230 V (-15 % to +10 %)	ON/OFF Switch	Self-resetting (PTC)	DC 24 V (±10 %) 3 × outputs	30 W, on 1 output or distributed over all 3 outputs	Auto Shutdown	Green = Normal operation Off = No power on outputs	DIN Rail or Wall mounteing	IP20	UEA0G.B	60 W, on 1 output or distributed over all 3 outputs
	Order Code	Power Supply	ON/OFF Switch	Fuse	Outputs		Fuse	LED	Mounting	Protection																													
		Primary			Secondary																																		
	UEA0G.A	AC 230 V (-15 % to +10 %)	ON/OFF Switch	Self-resetting (PTC)	DC 24 V (±10 %) 3 × outputs	30 W, on 1 output or distributed over all 3 outputs	Auto Shutdown	Green = Normal operation Off = No power on outputs	DIN Rail or Wall mounteing	IP20																													
UEA0G.B	60 W, on 1 output or distributed over all 3 outputs																																						

Technical Informations	Electrical Information		
		Power Supply	Universal Input AC (85 V to 250 V)
		Frequency	50 / 60 Hz
		Terminal Clamp	Screw terminal, max. 1.5 mm <sup>2</sup>
	Primary Electrical Information		
		Power Consumption	max. 1 W
		Fuse	Self-resetting (PPTC), cut out @320 V AC
	Secondary Electrical Information		
		Power Supply (SELV)	DC 24 V
		Total Output	30 W / 60 W
		Nominal Current	1.25 A / 2.5 A
		Fuse	Auto Shutdow @ over current
		Operation Mode LED	Normal Operation: Green light
	User Interface	Manual Switch	ON/OFF switch
	Mechanical Information		
		Housing Size	87.5 × 70 × 45.8 mm
		Mounting	Snap-mounted / DIN Rail EN50022-35 x 7.5
		Terminals Type	Removable, screw terminals
		Cable size, max	2× 1.5 mm <sup>2</sup> or 1× 2.5 mm <sup>2</sup>
		Cable size, min	1× 0.5 mm <sup>2</sup>
	Color and Materials		
		Housing Cover	ABS, white
		Housing Bottom	ABS, white
	Environmental Conditions		
		Operation Temperature	0 °C to +50 °C
		Operation Humidity	<85 % RH, no condensation
		Transport Temperature	–35 °C to +70 °C
		Transport Humidity	< 90 % RH
		Storage Humidity	< 85 % RH, no condensation
	Norms and Directives	IP- Rating	IP20 to IEC60529
Safety Class		III to EN 60 730	
CE Conformities to		2004/108/EG Electromagnetic Compatibility EMV	
CE EC Emitted Interference		2000/EN60730-1 Emitted Interference	
CE EC Interference resistance		2000/EN60730-1 Interference Resistance	
RoHS Compatibility		RoHS 3, Directive 2015/863	
Operation Environmental Condition		IEC 60 721-3-3	
Operation Mechanical Condition		IEC 60 721-3-2 to class2M2	
Transport to Environmental Condition		IEC 60 721-3-2	
Transport Mechanical Condition		IEC 60 721-3-2 to class2M2	
Storage Environmental Condition		IEC 60 721-3-1	
Storage Mechanical Condition		IEC 60 721-3-1 to class2M2	
Miscellaneous		Accessories	Accessory not included in delivery
	Shipping & Handling	Minimum Order	1 box with 1 piece
		Packaging	Rigid Cardboards Packaging
	Order Notes		UEA0G.A
		Order Code	

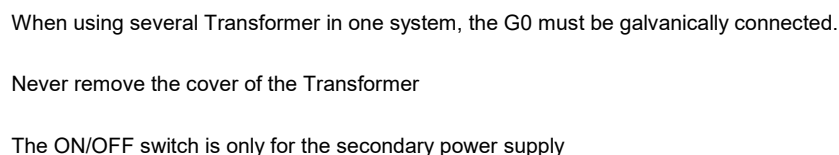
Observe the following general regulation for engineering and implementation:



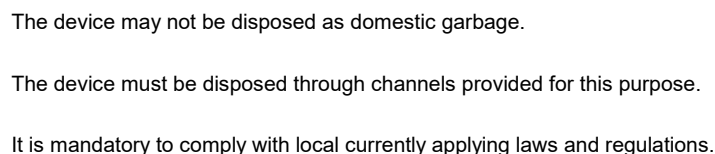
The transformer power is calculated by adding all power consumption of the connected devices.



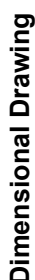
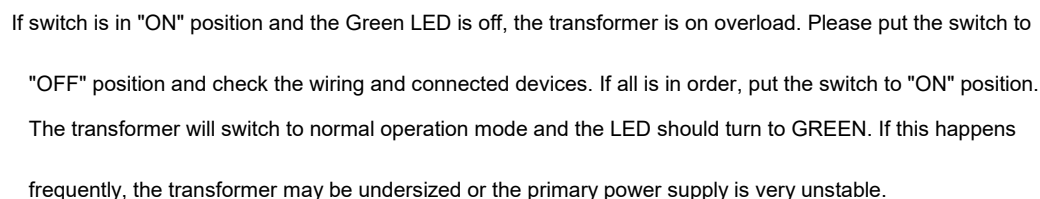
The Transformer is designed for indoor only use.



The device is considered an electronic device for disposal in terms of the EUROPEAN DIRECTIVE 2012/19/EU.



If switch is in "ON" position and the Green LED is off, the transformer is on overload. Please put the switch to "OFF" position and check the wiring and connected devices. If all is in order, put the switch to "ON" position. The transformer will switch to normal operation mode and the LED should turn to GREEN. If this happens frequently, the transformer may be undersized or the primary power supply is very unstable.



UEA0- Series (Accessories)											
	N	L		G0	G		G0	G		G0	G

N, L	AC 230 V Input
G, GO	DC 24 V Output